

**MODERN EDUCATION SOCIETY'S  
CUSROW WADIA INSTITUTE OF TECHNOLOGY  
(GRANTABLE SECTION)  
RECEIPTS AND PAYMENTS FOR THE YEAR ENDED MARCH 31, 2019**

Receipts	Amount (INR)	Amount (INR)	Payments	Amount (INR)	Amount (INR)
<b>TO OPENING BALANCE</b>		<b>12,289,093</b>	<b>BY LOANS (LIABILITY)</b>		<b>661,552</b>
<b>Bank Accounts</b>			<b>Deductions</b>		
B -1 Bank Current Account 2/0011	28,588		LIC	438,221	
B-21 Auto Exam A/C 1/54	1,060,662		Professional Tax	154,500	
B -2 Bank Tuition Fee 1/2562	59,710		Tea Club	23,831	
B 4 Bank - Building Equip 1/2560	544,952		Court Revocery	45,000	
28 Bob- World Bank Elex A/C 1/0170	715,165				
34-Ernd/ Bank Of Baroda 2/1120	1,162,080				
32 BOB DEV FUND A/C 1/0710	8,712,031				
Post Office	15				
<b>Cash In Hand</b>					
1 Cash Current	558				
21 Cash - Autonomy	2,113				
2 Cash - Tuition Fee	1,566				
4 Cash Bldg Equip	1,005				
World Bank Electronics	648				
<b>TO CURRENT LIABILITIES</b>		<b>4,084,204</b>	<b>BY CURRENT LIABILITIES</b>		<b>68,672,772</b>
Salary Payable	2,898,331		Caution Money Deposit 2018-19	61,000	
<b>Duties &amp; Taxes</b>			Salary Payable	46,854,414	
TDS On Prof.Fee- 194J	2,420		Sundry Creditors	2,829,253	
TDS On Contractor	680		<b>Duties &amp; Taxes</b>		
Sundry Creditors	10,326		TDS On Professional Fees- 194J	2,420	
Salary Deductions	368,447		TDS on Salary	6,449,413	
Development Fee	804,000		TDS On Contractor	5,307	
			<b>Salary Deductions</b>		
			DCPS	821,383	
			GLISS	471,464	
			GPF	2,772,000	
			G.P. Recovery	83,102	
			MES Credit Society	8,300,815	
			Personal Accidental Insurance	21,240	
			Revenue Stamp	961	
			<b>BY INVESTMENTS</b>		<b>2,002,000</b>
			FD/BOB/684937/6.6/12.9.18 TO 12.9.28	402,000	
			FD/BOB/913522/6.80%/12.2.19 TO 12.2.21	500,000	
			FD/BOB/913521/6.80%/12.2.19 TO 12.2.21	1,100,000	
<b>TO CURRENT ASSETS</b>		<b>348,100</b>	<b>BY CURRENT ASSETS</b>		<b>365,300</b>
<b>Loans &amp; Advances (Asset)</b>			Loans & Advances (Asset)		
Festival Advance	12,500		Employee Advances	365,300	
Employee Advances	335,600				
<b>TO STUDENT ACCOUNT</b>		<b>535,750</b>	<b>BY STUDENT ACCOUNT</b>		<b>14,376</b>
<b>Fees For 2016-17</b>			Fees For 2018-19		
Fees For Civil 2016-17			Fees For Civil 2018-19	1,984	
FY Civil-16-17	6,000		Fees For Electrical 2018-19	2,204	
SY Civil-2016-17	12,000		Fees For E.&Tc 2018-19	10,188	
TY Civil 2016-17	18,000				
<b>Fees For Electrical 2016-17</b>					
DSY Electrical 16-17	6,000				
FY Electrical 16-17	24,000				
SY Electrical -16-17	6,000				
<b>Fees For E &amp;Tc 2016-17</b>					
TY E.& TC. 2016-17	12,000				
<b>Fees For Mechanical 2016-17</b>					
FY Mechanical 16-17	6,000				
SY Mechanical 16-17	12,000				
TY Mechanical 2016-17	12,000				
<b>Fees For 2017-18</b>					
<b>Fees For Civil 2017-18</b>					
DSY Civil 2017-18	19,750				
FY Civil 2017-18	108,000				
SY Civil 2017-18	147,000				
TY Civil 2017-18	147,000				
<b>Page Total C/F</b>	<b>17,257,148</b>	<b>17,257,148</b>	<b>Page Total C/F</b>	<b>71,716,000</b>	<b>71,716,000</b>



**MODERN EDUCATION SOCIETY'S  
CUSROW WADIA INSTITUTE OF TECHNOLOGY  
(GRANTABLE SECTION)**

**RECEIPTS AND PAYMENTS FOR THE YEAR ENDED MARCH 31, 2019**

<b>Receipts</b>	<b>Amount (INR)</b>	<b>Amount (INR)</b>	<b>Payments</b>	<b>Amount (INR)</b>	<b>Amount (INR)</b>
<b>Page Total B/I</b>	<b>17,257,148</b>	<b>17,257,148</b>	<b>Page Total B/I</b>	<b>71,716,000</b>	<b>71,716,000</b>
<b>TO STUDENT ACCOUNT</b>		<b>5,173,556</b>			
<b>Fees For Electrical 2017-18</b>					
DSY Electrical 2017-18	23,500				
FY Electrical 2017-18	110,000				
SY Electrical 2017-18	168,000				
TY Electrical 2017-18	144,000				
<b>Fees For E &amp; TC 2017-18</b>					
DSY E. & TC. 2017-18	35,280				
FY E. & TC. 2017-18	38,000				
SY E. & TC. 2017-18	102,000				
TY E. & TC. 2017-18	177,000				
<b>Fees For Mechanical 2017-18</b>					
DSY Mechanical 2017-18	17,500				
FY Mechanical 2017-18	127,000				
SY Mechanical 2017-18	153,000				
TY Mechanical 2017-18	147,000				
<b>Fees For 2018-19</b>					
<b>Civil</b>					
DSY Civil 2018-19	64,776				
FY Civil 2018-19	277,606				
SY Civil 2018-19	241,350				
TY Civil 2018-19	410,050				
<b>Electrical</b>					
DSY Electrical 2018-19	54,776				
FY Electrical 2018-19	300,056				
SY Electrical 2018-19	269,700				
TY Electrical 2018-19	328,550				
<b>E&amp;Tc</b>					
DSY E.& TC. 2018-19	87,728				
FY E. & TC. 2018-19	298,036				
SY E.& TC. 2018-19	267,750				
TY E.& TC. 2018-19	344,350				
<b>Mechanical</b>					
DSY Mechanical 2018-19	64,792				
FY Mechanical 2018-19	339,156				
SY Mechanical 2018-19	278,900				
TY Mechanical 2018-19	303,700				
<b>TO BRANCH / DIVISIONS</b>		<b>282,796</b>	<b>BY DIRECT EXPENSES</b>		<b>102</b>
Advance From GOI	282,796		Misc Balances Balances Written off	102	
<b>TO INDIRECT INCOMES</b>		<b>2,485,642</b>	<b>BY INDIRECT INCOMES</b>		<b>1,063,532</b>
ARC Receipt	19,100		<b>Fees 18-19</b>		
Duplicate LC Charges	2,000		Development Fee- 2018-19	804,000	
Bank Interest	516,620		E.C.A 2018-19	241,200	
<b>Autonomy Exam -Income</b>			Fees 2017-18- Excess Fees	14,423	
Correction In Marksheet	3,750		Old Fee- Tuition Fee 2014-15	3,000	
DUP Convocation Certificate Fees - Auto	3,000		Other Income- Excess D.D Amt - TF	909	
DUP Marksheet Fee - Auto	9,450				
Exam Fee Account - Auto	1,737,950				
Photo Copy Charges Account -Auto	27,500				
Sale Of Old Answer Paper -Auto	1,386				
Test Improvement Fees	35,500				
Verification Fee Account - Auto	5,400				
<b>Old Fee</b>					
Tuition Fee 2013-14	6,000				
Tuition Fee 2014-15	15,000				
Tuition Fee 2015-16	57,000				
Tuition Fee -Income	12,000				
<b>Other Income</b>					
Admission Cancellation Charges	2,000				
Excess D.D Amt - TF	5,986				
Transcript Charges	26,000				
<b>Page Total C/I</b>	<b>25,199,142</b>	<b>25,199,142</b>	<b>Page Total C/I</b>	<b>72,779,634</b>	<b>72,779,634</b>



**MODERN EDUCATION SOCIETY'S  
CUSROW WADIA INSTITUTE OF TECHNOLOGY  
(GRANTABLE SECTION)  
RECEIPTS AND PAYMENTS FOR THE YEAR ENDED MARCH 31, 2019**

Receipts	Amount (INR)	Amount (INR)	Payments	Amount (INR)	Amount (INR)
Page Total B/f	25,199,142	25,199,142	Page Total B/f	72,779,634	72,779,634
<b>TO INDIRECT EXPENSES</b>		<b>225,131</b>	<b>BY INDIRECT EXPENSES</b>		<b>1,520,178</b>
Autonomy Exm - Exp	2,500		Insurance Aided	124,774	
Rem.To Staff(Auto)	9,239		Mech. Dept- Consumable	600	
Nba Accreditation Fee	212,395		Misc Expensess	203	
Misc A/C - TF	997		Railway Concession Book	100	
			Science Dept - Cunsumable	1,970	
<b>TO GRANT &amp; FUNDS</b>		<b>59,337,655</b>	Training A/C	8,400	
Salary Grant Account	59,221,035		<b>Autonomy Exm - Exp</b>		
Book Bank Scheme -BE	116,620		Computer Assessories & Maintenance	530	
			Convocation Account - Auto	75,128	
			Honorirum To Staff- Auto	59,000	
			Misc Account - Auto	107,126	
			Postal Charges - Auto	5,873	
			Printing A/C - Autonomy	3,296	
			Ranjana Tea Stall	225	
			Reassessment Charges - Auto	2,000	
			Repair & Maintenance-Autonomy	7,800	
			Stationery - Auto	1,415	
			TA DA & Meeting Allowance - Auto	961	
			Travelling Exp (Autonomy)	1,427	
			Bank Charges -CA	9,020	
			Rem.To Staff	1,062,986	
			Travelling Expenses	90	
			Elect. Dept. -Consumable	8,025	
			Guest Staff Rem.	19,500	
			Library Account	735	
			Misc A/C - TF	6,774	
			Postal Charges -TF	4,830	
			Repair & Maintenance- T.F.	450	
			TA/DA -TF	2,976	
			Telephone Charges -TF	594	
			Travelling Exp (Tuition Fee)	3,370	
			<b>BY CLOSING BALANCE</b>		<b>10,462,116</b>
			<b>Bank Accounts</b>		
			B -1 Bank Current Account 2/0011	41,040	
			B-21 Auto. Exam. A/C 1/54	511,754	
			B -2 Bank Tuition Fee 1/2562	317,899	
			B 4 Bank - Building Equip 1/2560	171,040	
			28 BOB- World Bank Elex A/C 1/0170	736,650	
			34-EMD/ Bank Of Baroda 2/1120	106,864	
			32 BOB Dev.Fund A/C 1/0710	8,567,899	
			<b>Cash-in-hand</b>		
			1 Cash Current	1,693	
			21 Cash - Autonomy	3,555	
			2 Cash - Tuition Fee	239	
			4 Cash Bldg Equip	615	
			World Bank Electronics	2,868	
<b>Total</b>		<b>84,761,928</b>	<b>Total</b>		<b>84,761,928</b>

Above Receipt and Payment is represented by the Management, generated from the ERP System of the institution and initialled by the auditors for identification purpose only.

For and on behalf of,  
CUSROW WADIA INSTITUTE OF TECHNOLOGY  
(GRANTABLE SECTION)



**PRINCIPAL**  
Cusrow Wadia Institute of Technology  
Pune-411 001

**Registrar**  
Cusrow Wadia Institute  
of Technology, Pune-411 001

Modern Education Society's  
CUSROW WADIA INSTITUTE OF TECHNOLOGY  
(GRANTABLE SECTION)


INCOME AND EXPENDITURE ACCOUNT FOR THE YEAR ENDED MARCH 31, 2019

EXPENSES	Sch. No.	For the year ended	For the year ended	INCOME	Sch. No.	For the year ended	For the year ended
		March 31, 2019	March 31, 2018			March 31, 2019	March 31, 2018
		INR	INR			INR	INR
To Educational Expenditure	M	86,617,621	76,484,356	By Fees from Student	J	5,201,354	5,361,215
To Depreciation	A	2,175,311	2,961,390	By Grants	K	76,451,561	67,106,588
				By Income from other sources	L	4,905,412	3,514,158
				By Deficit Carried over to Balance sheet		2,234,605	3,463,785
<b>Total</b>		<b>88,792,932</b>	<b>79,445,746</b>	<b>Total</b>		<b>88,792,932</b>	<b>79,445,746</b>


The Schedules referred to above form an integral part of the Financial Statements

As per our report attached  
For KALYANIWALLA & MISTRY LLP  
Chartered Accountants  
Firm Registration No. 104607W/W100166

For and on behalf of,  
CUSROW WADIA INSTITUTE OF TECHNOLOGY  
(GRANTABLE SECTION)

  
Anil A. Kulkarni  
Partner  
Membership No. 047576  
Place: Pune  
Date: Oct 26, 2018



  
CUSROW WADIA INSTITUTE OF TECHNOLOGY  
Pune-411 001

  
Registrar  
CUSROW WADIA INSTITUTE OF TECHNOLOGY  
Pune-411 001



Modern Education Society's  
CUSROW WADIA INSTITUTE OF TECHNOLOGY  
(GRANTABLE SECTION)


BALANCE SHEET AS AT MARCH 31, 2019

FUNDS AND LIABILITIES	Sch. No.	As at	As at	PROPERTY AND ASSETS	Sch. No.	As at	As at
		March 31, 2019	March 31, 2018			March 31, 2019	March 31, 2018
		INR	INR			INR	INR
<b>Earmarked funds</b>	<b>G</b>	3,404,734	3,288,114	<b>Fixed Assets</b>	<b>A</b>	11,343,303	13,412,890
<b>Loans (Secured/Unsecured)</b>	<b>H</b>	11,600,323	11,610,774	<b>Investments</b>	<b>B</b>	10,108,687	6,414,664
<b>Other liabilities</b>	<b>I</b>	30,012,631	10,277,153	<b>Other Assets</b>	<b>C</b>	92,124	-
<b>Income &amp; Expenditure A/C</b>				<b>Loans (Secured/Unsecured)</b>	<b>D</b>	6,156,681	6,104,715
Opening Balance		15,904,736	19,368,521	<b>Income Outstanding</b>	<b>E</b>	20,524,908	2,859,415
Add :- Deficit for the year		(2,234,605)	(3,463,785)	<b>Cash and Bank Balances</b>	<b>F</b>	10,462,116	12,289,093
		13,670,131	15,904,736				
<b>Total</b>		<b>58,687,819</b>	<b>41,080,777</b>	<b>Total</b>		<b>58,687,819</b>	<b>41,080,777</b>


The Schedules referred to above form an integral part of the Financial Statements

As per our report attached  
For **KALYANIWALLA & MISTRY LLP**  
Chartered Accountants  
Firm Registration No. 104607W/W100166


For and on behalf of,  
**CUSROW WADIA INSTITUTE OF TECHNOLOGY**  
(GRANTABLE SECTION)

  
Anil A. Kulkarni  
Partner  
Membership No. 047576  
Place: Pune  
Date: Oct. 26, 2019



  
**PRINCIPAL**  
Cusrow Wadia Institute of Technology  
Pune-411 001

  
Registrar  
Cusrow Wadia Institute of Technology




Modern Education Society's  
CUSROW WADIA INSTITUTE OF TECHNOLOGY  
(GRANTABLE SECTION)


Schedules Forming Part of the Financial Statements for the year ended March 31, 2019

Schedule A - Fixed Assets

(Amounts in INR)

Sr. No.	Asset Category	WDV as on March 31, 2018	Additons During the Year- More than or equal 180 Days	Additons During the Year- Less than 180 Days	Amount of Sale/ Disposal/ Transfer	WDV Before Depreciation	Rate of Depreciation	Depreciation for the year 2018-19	WDV as on March 31, 2019
1	Equipments	10,984,840	-	94,198	-	11,079,038	15%	1,654,791	9,424,247
2	Furniture and Fixtures	1,517,702	-	-	-	1,517,702	10%	151,771	1,365,931
3	Computer	472,118	-	-	-	472,118	40%	188,847	283,271
4	Library Books	438,230	11,526	-	-	449,756	40%	179,902	269,854
5	Assets under Grant	2,327,962	-	-	-	2,327,962	-	-	2,327,962
6	Assets under Grant Utilisation	(2,327,962)	-	-	-	(2,327,962)	-	-	(2,327,962)
	<b>Total Assets</b>	<b>13,412,890</b>	<b>11,526</b>	<b>94,198</b>	<b>-</b>	<b>13,518,614</b>		<b>2,175,311</b>	<b>11,343,303</b>



  
 PRINCIPAL  
 Cusrow Wadia Institute of Technology  
 Pune - 411 001

  
 Registrar  
 Cusrow Wadia Institute  
 of Technology, Pune-411 001

Modern Education Society's  
CUSROW WADIA INSTITUTE OF TECHNOLOGY  
(GRANTABLE SECTION)

Schedule Forming Part of the Financials Statements for the year ended March 31, 2019

(Amounts in INR)

Schedule B - Investment

Sr. No	Particulars	Balance as on March 31, 2019	Balance as on March 31, 2018
1	Fixed Deposits	10,098,930	6,404,907
2	Convertible Bond	9,757	9,757
	<b>Total</b>	<b>10,108,687</b>	<b>6,414,664</b>

Schedule C - Other Assets


Sr. No	Particulars	Balance as on March 31, 2019	Balance as on March 31, 2018
1	Prepaid Expenses	17,500	-
2	Advance to Creditors	58,655	-
3	Salary Deductions		
	DCPS	15,796	-
	Revenue Stamp	173	-
	<b>Total</b>	<b>92,124</b>	<b>-</b>

Schedule D - Loans and advances

Sr. No	Particulars	Balance as on March 31, 2019	Balance as on March 31, 2018
1	Intra Branch		
	Modern Education Society	231,681	179,715
	C. Wadia Institute of Technology - Non Grantable II	5,925,000	5,925,000
	<b>Total</b>	<b>6,156,681</b>	<b>6,104,715</b>


Schedule E - Income Outstanding

Sr. No	Particulars	Balance as on March 31, 2019	Balance as on March 31, 2018
1	Fees Receivables		
	Academic Year 2016-17	115,834	413,310
	Academic Year 2017-18	411,254	2,261,285
	Academic Year 2018-19	1,855,781	-
	Old Fees Receivable	15,000	15,000
	Development Fees	169,820	169,820
2	Scholarship Receivables		
	Scholarship for Academic Year 2014-15	391,980	-
	Scholarship for Academic Year 2015-16	253,108	-
	Scholarship Receivable	81,605	-
3	Other Receivables		
	Salary Grant Receivable	17,230,526	-
	<b>Total</b>	<b>20,524,908</b>	<b>2,859,415</b>



  
 PRINCIPAL

Cusrow Wadia Institute of Technology  
Pune-411 001

  
 Treasurer  
 Cusrow Wadia Institute of Technology, Pune-411 001

Modern Education Society's  
CUSROW WADIA INSTITUTE OF TECHNOLOGY  
(GRANTABLE SECTION)

Schedule Forming Part of the Financials Statements for the year ended March 31, 2019  
(Amounts in INR)

**Schedule F - Cash and Bank Balances**

Sr. No	Particulars	Balance as on March 31, 2019	Balance as on March 31, 2018
1	Cash Balance	8,970	5,890
2	Bank Balance		
	Bank of Baroda 2/1120	106,864	1,162,080
	Bank of Baroda Dev. Fund 1/0710	8,567,899	8,712,031
	Bank of Baroda World Bank Elex 1/710	736,650	715,165
	POST OFFICE	-	15
	Bank Current Account 2/0011	41,040	28,588
	Auto. Exam. A/C 1/54	511,754	1,060,662
	Bank Tuition Fee 1/2562	317,899	59,710
	Bank - Building Equip 1/2560	171,040	544,952
	<b>Total</b>	<b>10,462,116</b>	<b>12,289,093</b>

**Schedule G - Earmarked funds**

Sr. No	Particulars	Balance as on March 31, 2019	Balance as on March 31, 2018
1	Grants and Funds	2,295,817	2,295,817
2	Book Bank Scheme - BE	226,815	110,195
3	Book Bank Scheme - TF	882,102	882,102
	<b>Total</b>	<b>3,404,734</b>	<b>3,288,114</b>


**Schedule H - Loans (Secured/Unsecured)**

Sr. No	Particulars	Balance as on March 31, 2019	Balance as on March 31, 2018
I	Intra Branch		
	Modern Education Society	992,812	1,003,263
	C. Wadia Institute of Technology - Non Grantable	4,732,214	4,732,214
	C. Wadia Institute of Technology - Non Grantable II	5,875,297	5,875,297
	<b>Total</b>	<b>11,600,323</b>	<b>11,610,774</b>



  
 PRINCIPAL

Cusrow Wadia Institute of Technology  
Page - 41 - (91)

  
 19/5  
 011



Modern Education Society's  
CUSROW WADIA INSTITUTE OF TECHNOLOGY  
(GRANTABLE SECTION)

Schedule Forming Part of the Financials Statements for the year ended March 31, 2019  
(Amounts in INR)

Schedule 1 - Other Liabilities

Sr. No.	Particulars	Balance as on March 31, 2019	Balance as on March 31, 2018
1	Deposit	200	-
	Caution Money Deposit	12,429	-
	Other Deposit	-	12,429
2	Duties and Taxes	-	-
	TDS on Salary	512,500	511,000
3	Other Payable	-	30,130
	Sundry Creditors	-	-
	Audit Fees Payable	358,000	-
	Suspense	6,438	6,438
	Building Equipment	2,079,174	2,079,174
	Loan Recovery charges	203	203
	Court Recovery	7,500	-
4	Fees Refundable	1,783	1,783
	Excess Fees received	-	-
5	Salary Payable and Deductions	11,167	11,882
	Group Insurance	707,847	694,745
	MES Credit Society	11,800	13,175
	Profession Tax	23,084,083	4,381,403
	Salary Payable	36,358	35,229
	LIC Account	-	68
	Revenue Stamp	19,116	21,240
	Personal Accident Insurance	-	6,915
	Tea Club	222,418	251,709
	GPF	4,615	14,124
	G P Recovery	-	72,506
	DCPS	-	-
6	Other Liabilities	2,937,000	2,133,000
	Development Fund Fee	-	-
	Total	30,012,631	10,277,153

PRINCIPAL  
CUSROW WADIA INSTITUTE OF TECHNOLOGY  
Pune-411 001

Registrar  
CUSROW WADIA INSTITUTE OF TECHNOLOGY  
Pune-411 001

**Modern Education Society's  
CUSROW WADIA INSTITUTE OF TECHNOLOGY  
(GRANTABLE SECTION)**

Schedule Forming Part of the Financials Statements for the year ended March 31, 2019  
(Amounts in INR)


Sr. No	Particulars	2018-19	2017-18
1	Fees From Student	5,114,354	5,109,508
2	Old Fees received	87,000	251,707
	<b>Total</b>	<b>5,201,354</b>	<b>5,361,215</b>

Schedule K - Grants

Sr. No	Particulars	2018-19	2017-18
1	Salary Grant	76,451,561	61,827,886
2	Other Grant	-	5,278,702
	<b>Total</b>	<b>76,451,561</b>	<b>67,106,588</b>

Schedule L - Income from Other Sources

Sr. No	Particulars	2018-19	2017-18
1	Bank Interest	516,620	484,700
2	Interest on Fixed Deposit	628,816	547,757
3	Interest on Fixed Deposit Prior Period	1,125,624	-
4	Miscellaneous Income	45,020	35,947
5	Exam Fees	1,737,950	2,364,200
6	Transcript Fees	26,000	12,800
7	Test Improvement Fees	35,500	36,300
8	Admission Form & Broucher Fees	2,000	13,754
9	Issue of Duplicate Copy of Documents	13,450	14,950
10	Mark Verification fees	9,650	3,800
11	ARC Receipt	19,100	2,900
12	Other fees	300	(2,950)
13	Balance Written Back	745,382	-
	<b>Total</b>	<b>4,905,412</b>	<b>3,514,158</b>



Principal  
CUSROW WADIA INSTITUTE OF TECHNOLOGY  
PUNE-411 001

Principal  
CUSROW WADIA INSTITUTE OF TECHNOLOGY  
PUNE-411 001

Modern Education Society's  
CUSROW WADIA INSTITUTE OF TECHNOLOGY  
(GRANTABLE SECTION)

Schedule Forming Part of the Financials Statements for the year ended March 31, 2019

(Amounts in INR)

Schedule M - Educational Expenditure

Sr. No	Particulars	2018-19	2017-18
<b>1</b>	<b>Salary Expenses</b>		
	Remuneration to Visiting Staff	1,161,447	1,479,367
	Salary Expenses	81,771,491	73,289,553
<b>2</b>	<b>Administrative Expenses</b>		
	Accreditation Fees	794,005	-
	Printing and Stationary	689,796	331,866
	Travelling & Conveyance	17,890	42,808
	Membership Fees of Association	-	31,250
	Medicals Checkup Exp	433	-
	Training & Placement (Student)	8,400	480
	Rental Charges	11,000	11,000
	Other Repairs and Maintenance	150,976	211,827
	Registration expenses	118,000	-
	Computer Consumables	-	54,100
	Ground rent	5,000	5,000
	Equivalence	140,000	-
	Balances Written off	549,476	-
<b>3</b>	<b>Consumable Account</b>		
	Work Shop Material	89,639	145,814
<b>4</b>	<b>Laboratory Expenses</b>		
	Component, Lab Material and Chemical Exp	55,767	44,947
<b>5</b>	<b>Conference/Seminar for students</b>		
	Educational Tour Expenses	-	632
	Students Activity Expenses	175,917	112,550
<b>6</b>	<b>Journals/ Periodicals Subscription Charges</b>		
	Library Expenses	16,229	7,502
<b>7</b>	<b>Other Expenses</b>		
	Bank Charges	9,020	3,656
	Misc. Expenses	132,001	146,594
	Rates, Taxes, Cesses	-	59,917
	Repairs and maintenance	5,750	113,200
	Telephone and Postage Expenses	20,871	17,854
	Electricity Charges	173,520	179,740
	Sanitation & Cleaning	2,289	6,827
	Insurance Expenses	125,374	120,366
	Internet Expenses	5,017	5,067
	Advertisement Exp.	-	17,600
	Magazine/periodicals/news Paper	30,313	34,667
	Professional Fees	358,000	10,172
	<b>Total</b>	<b>86,617,621</b>	<b>76,484,356</b>



  
PRINCIPAL

Cusrow Wadia Institute of Technology,  
Pune-411 001

  
Registrar

Cusrow Wadia Institute  
of Technology, Pune-411 001

Modern Education Society's  
CUSROW WADIA INSTITUTE OF TECHNOLOGY  
(NON GRANTABLE SECTION)

BALANCE SHEET AS AT MARCH 31, 2019

FUNDS AND LIABILITIES	Sch. NO.	As at	As at	PROPERTY AND ASSETS	Sch. NO.	As at	As at
		March 31, 2019	March 31, 2018			March 31, 2019	March 31, 2018
		INR	INR			INR	INR
Earmarked funds	G	1,395,890	1,395,890	Fixed Assets	A	12,867,176	15,043,081
Loans (Secured/Unsecured)	H	34,095,253	28,312,601	Investments	B	2,674,495	2,649,818
Other Current liabilities	I	13,160,235	8,546,906	Other Assets	C	729,910	287,243
Income & Expenditure A/C				Loans (Secured/Unsecured)	D	4,732,214	4,732,214
Opening Balance		4,831,272	13,205,130	Income Outstanding	E	15,856,157	14,945,965
Add :- Deficit for the year		(11,394,862)	(8,373,858)	Cash and Bank Balances	F	5,227,836	5,428,348
		(6,563,590)	4,831,272				
<b>Total</b>		<b>42,087,788</b>	<b>43,086,669</b>	<b>Total</b>		<b>42,087,788</b>	<b>43,086,669</b>

The Schedules referred to above form an integral part of the Financial Statements

As per our report attached  
For KALYANIWALLA & MISTRY LLP  
Chartered Accountants  
Firm Registration No. 104607W/W100166

*Anil A. Kulkarni*

Anil A. Kulkarni  
Partner  
Membership No. 047576  
Place: Pune

Date: Oct 26, 2019



For and on behalf of,  
CUSROW WADIA INSTITUTE OF TECHNOLOGY  
(NON GRANTABLE SECTION)

*M. S.*

PRINCIPAL  
Cusrow Wadia Institute of Technology,  
Pune-411 001



*[Signature]*  
Registrar

Cusrow Wadia Institute  
Pune-411 001

Modern Education Society's  
**CUSROW WADIA INSTITUTE OF TECHNOLOGY**  
 (NON GRANTABLE SECTION)


**INCOME AND EXPENDITURE ACCOUNT FOR THE YEAR ENDED MARCH 31, 2019**


EXPENSES	Sch. No.	For the year ended March 31, 2019	For the year ended March 31, 2018	INCOME	Sch. No.	For the year ended March 31, 2019	For the year ended March 31, 2018
		INR	INR			INR	INR
To Educational Expenditure	L	39,322,077	32,729,506	By Fees From Students	J	24,204,273	29,592,472
To Depreciation	A	3,111,958	6,808,442	By Income from other sources	K	6,834,900	1,571,618
				By Deficit Carried over to Balance sheet		11,394,862	8,373,858
<b>Total</b>		<b>42,434,035</b>	<b>39,537,948</b>	<b>Total</b>		<b>42,434,035</b>	<b>39,537,948</b>


The Schedules referred to above form an integral part of the Financial Statements

As per our report attached  
**For KALYANIWALLA & MISTRY LLP**  
 Chartered Accountants  
 Firm Registration No. 104607W/W100166

For and on behalf of,  
**CUSROW WADIA INSTITUTE OF TECHNOLOGY**  
 (NON GRANTABLE SECTION)

  
 Anil A. Kulkarni  
 Partner  
 Membership No. 047576  
 Place: Pune  
 Date: Oct 26, 2019



  
**PRINCIPAL**  
 Cusrow Wadia Institute of Technology,  
 Pune-411 001

  
**Registrar**  
 Cusrow Wadia Institute  
 of Technology

Modern Education Society's  
CUSROW WADIA INSTITUTE OF TECHNOLOGY  
(NON GRANTABLE SECTION)

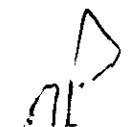
Schedules Forming Part of the Financial Statements for the year ended March 31, 2019

Schedule A - Fixed Assets

(Amounts in INR)

Sr. No.	Asset Category	WDV as on March 31, 2018	Additons During the Year More than or equal 180 Days	Additons During the Year- Less than 180 Days	Total Additons During the Year	Amount of Sale/ Disposal	Sub Total	Rate of Depreciation	Depreciation for the year 2018-19	WDV as on March 31, 2019
1	Equipments	10,175,639	191,730	496,523	688,253	-	10,863,892	15%	1,592,347	9,271,545
2	Furniture and Fixtures	1,538,118	-	-	-	-	1,538,118	10%	153,812	1,384,306
3	Computers	3,017,419	-	-	-	-	3,017,419	40%	1,206,967	1,810,452
4	Software	185,870	247,800	-	247,800	-	433,670	25%	108,418	325,252
5	Library Books	126,035	-	-	-	-	126,035	40%	50,414	75,621
	<b>Total Assets</b>	<b>15,043,081</b>	<b>439,530</b>	<b>496,523</b>	<b>936,053</b>	<b>-</b>	<b>15,979,134</b>	<b>-</b>	<b>3,111,958</b>	<b>12,867,176</b>



  
**PRINCIPAL**  
 Cusrow Wadia Institute of Technology  
 Pune-411 001

  
 AUDITOR



Modern Education Society's  
CUSROW WADIA INSTITUTE OF TECHNOLOGY  
(NON GRANTABLE SECTION)

Schedules Forming Part of the Financial Statements for the year ended March 31, 2019  
(Amounts in INR)

Sr. No.	Particulars	Balance as on March 31, 2019	Balance as on March 31, 2018
1	Fixed Deposits	2,674,495	2,649,818
	Total	2,674,495	2,649,818

Schedule C - Other Assets

Sr. No.	Particulars	Balance as on March 31, 2019	Balance as on March 31, 2018
1	Deposits	140,000	290,150
	MSEB Security Deposit		
2	Duties and Taxes	154,600	-
3	Prepaid Expenses	423,036	-
4	Other	8,460	-
	Book Bank		
	Prizes		
	Group Insurance	1,910	(1,629)
	Revenue Stamp	1,891	(1,259)
		13	(19)
	Total	729,910	287,243

Schedule D - Loans and advances


Sr. No.	Particulars	Balance as on March 31, 2019	Balance as on March 31, 2018
1	Intra Branch		
	Cusrow Wadia Institute of Technology - Grantable	4,612,314	4,612,314
	Cusrow Wadia Institute of Technology - World Bank Exec	119,900	119,900
	Total	4,732,214	4,732,214

Schedule E - Income Outstanding

Sr. No.	Particulars	Balance as on March 31, 2019	Balance as on March 31, 2018
1	Fees and Scholarship Receivable		
	Fees and Scholarship Receivable	15,856,157	14,945,965
	Total	15,856,157	14,945,965

Schedule F - Cash and Bank Balances

Sr. No.	Particulars	Balance as on March 31, 2019	Balance as on March 31, 2018
1	Cash Balance	14,873	15,851
2	Bank Balance		
	11 Bank University Exam Bom 1/9037	122,432	95,968
	16 Bank Cwilt/Corp Net A/C 2/0024	45,951	11,220
	3 Bank Saf 1/2563	570,907	754,278
	5 Bank Society 1/2585	1,144,440	3,295,646
	16 Bank - Cmid 1/2565	463,002	429,416
	7 Bank - Board Exam Fee 1/2561	99,924	96,216
	8 Bank - Eca 1/2564	343,850	242,566
	9 Bank P T Dip 1/2638	503,825	253,007
	Bank Gen Sca - 1/1594	204,987	191,255



PRINCIPAL

Cusrow Wadia Institute of Technology

Pune-411 001

Cusrow Wadia Institute of Technology, Pune-411 001

Principal

*[Handwritten Signature]*

Modern Education Society's  
CUSKOW WADIA INSTITUTE OF TECHNOLOGY  
(NON GRANTABLE SECTION)

Schedules Forming Part of the Financial Statements for the year ended March 31, 2019

(Amounts in INR)

Sr. No	Particulars	Balance as on March 31, 2019	Balance as on March 31, 2018
1	Bank Govt Of India Sch 2/0013	1,713,645	42,920
2	Post Office	-	5
	<b>Total</b>	<b>5,227,836</b>	<b>5,428,348</b>

Schedule G - Earmarked Funds

Sr. No	Particulars	Balance as on March 31, 2019	Balance as on March 31, 2018
1	Building Equipment Fund	600,604	600,604
2	Other Earmarked Fund	795,286	795,286
	<b>Total</b>	<b>1,395,890</b>	<b>1,395,890</b>

Schedule H - Loans (Secured/Unsecured)

Sr. No	Particulars	Balance as on March 31, 2019	Balance as on March 31, 2018
1	Intra Branch		
	Modern Education Society	3,155,025	(2,627,628)
	Cusrow Wadia Institute of Technology - Non Grantable II	30,940,228	30,940,229
	<b>Total</b>	<b>34,095,253</b>	<b>28,312,601</b>



Principal  
CUSKOW WADIA INSTITUTE OF TECHNOLOGY  
Pune-411 001

Principal  
CUSKOW WADIA INSTITUTE OF TECHNOLOGY  
Pune-411 001



Modern Education Society's  
CUSROW WADIA INSTITUTE OF TECHNOLOGY  
(NON GRANTABLE SECTION)

Schedules Forming Part of the Financial Statements for the year ended March 31, 2019  
(Amounts in INR)

Schedule I - Other Current Liabilities

Sr. No	Particulars	Balance as on March 31, 2019	Balance as on March 31, 2018
1	Deposit		
	Caution Money Deposit	272,400	1,626,650
	Library Deposit	5,500	6,500
	Other Deposit	11,000	11,000
	TDS on Contract	-	2,878
	Service Tax	-	(660)
	TCS	-	40
2	Other Payable		
	Sundry Creditors	816,647	143,656
	Suspense	34,295	29,580
3	Fees Refundable		
	Excess Fees received	-200	-
4	Salary Payable and Deductions		
	MES Credit Society	325,047	118,486
	Profession Tax	25,612	2,862
	EPF Payable	85,924	35,357
	Salary Payable	7,117,816	3,922,137
	LIC Account	22,063	21,713
5	Other Liabilities		
	Student Aid Fund	10,850	10,850
	Extra Curricular Activity	2,395,837	2,548,643
	Tuition fee payable	9,000	-
	Bank Loan Recovery	4,100	-
	ARC Payable to Employers	308,055	-
6	Scholarships and Freshships Payable		
	Other Scholarship	5,740	3,445
	Government Scholarship	1,710,149	63,769
	Total	13,160,235	8,546,906



Cusrow Wadia Institute of Technology  
Pune-411 001

Director


*[Signature]*

Schedules Forming Part of the Financial Statements for the year ended March 31, 2019  
(Amounts in INR)

Sr. No	Particulars	2018-19	2017-18
1	Fees From Students	23,784,217	29,277,728
2	Old Fees received	420,056	314,744
	<b>Total</b>	<b>24,204,273</b>	<b>29,592,472</b>

Schedule K - Income from Other Sources

Sr. No	Particulars	2018-19	2017-18
1	Bank Interest	265,449	485,656
2	Interest on Fixed Deposit	171,207	188,448
3	Miscellaneous Income	120,280	240,391
4	Transcript Fees	17,000	-
5	Admission Cancellation Charges	5,000	280,545
6	Exam Conducting Charges	-	3,000
7	Extra Training Courses	-	93,500
8	Sale of Scrap	96,606	6,656
9	Issue of Duplicate Copy of Documents	7,480	1,500
10	Bonafide fee	350	-
11	ARC	616,110	183,500
12	Library Fine	3,200	-
13	Exam Fees	31,600	5,465
14	Library Fees	81,104	69,457
15	Insurance Fees	65,380	-
16	Internet & Mail Fees	63,600	-
17	Fines	-	13,500
18	Prior Period Scholarship Income	3,866,345	-
19	Balance Written Back	1,424,189	-
	<b>Total</b>	<b>6,834,900</b>	<b>1,571,618</b>



PRINCIPAL

Gusrow Wadia Institute of Technology,  
Pune-411 001

Registrar

Gusrow Wadia Institute  
of Technology, Pune-411 001


**Modern Education Society's  
CUSROW WADIA INSTITUTE OF TECHNOLOGY  
(NON GRANTABLE SECTION)**

Schedules Forming Part of the Financial Statements for the year ended March 31, 2019

(Amounts in INR)

Schedule L - Educational Expenditure

Sr. No	Particulars	2018-19	2017-18
1	Salary Expenses	4,000	1,750
	Staff Welfare and Training	93,250	90,850
	DA to Staff	11,405,450	10,536,249
	Grade Pay	1,270,529	1,268,452
	HRA To Staff	2,325,254	2,262,111
	Pay in the Pay Band	12,746,784	10,856,066
	Provident Fund A/c (Employer)	776,155	757,161
	Remuneration to Visiting Staff	49,484	970,885
	T.A Account	297,491	285,091
	W.A Account	8,943	8,500
2	Administrative Expenses	149,985	-
	Accreditation Fees	100,000	104,000
	Affiliation Fees	644,416	397,238
	Travelling & Conveyance	27,792	40,862
	Gymkhana and Sport Expenses	52,540	44,793
	Office Expenses	250	6,254
	Professional Fees	411,120	118,750
	Security Charges	38,053	13,990
	Training & Placement (Student)	4,738	11,001
	Other Repairs and Maintenance	597,398	202,186
	Registration expenses	35	300
	Computer Consumables	-	3,492
	Training expenses	-	46,000
	Prize Distribution	-	10,052
	Misc - Fine	-	3,428
	ARC Remuneration and Expenses	308,055	-
	Extra Work Remuneration	1,250,268	1,883,519
	Balances Written Off	3,557,418	-
	Audit Fees	252,700	83,522
	Prior Period Expenses on Interest on Deposits	117,364	-
	Honorarium	4,000	2,500
3	Consumable Account	256,723	229,878
	Work Shop Material	-	-
4	By Conference/Seminar for students	7,878	310,769
	Conference/Seminars/Workshop	-	-
	Students Activity Expenses	24,867	70
5	Journals/Periodicals Subscription Charges	-	40,358
	Library Expenses	-	-
6	Other Expenses	17,279	15,138
	Telephone and Postage Expenses	908,883	623,890
	Electricity Charges	148,783	-
	Sanitation & Cleaning	64,706	60,578
	Insurance Expenses	710,305	802,478
	Internet Expenses	-	59,520
	Advertisement Exp.	97,115	115,814
	Magazine/Periodicals/News Paper	8,794	8,476
	Bank Charges	163,885	208,065
	Misc. Expenses	370,735	215,280
	Rates, Taxes, Cesses	48,652	30,190
	Repairs and maintenance	39,322,077	32,729,506
	<b>Total</b>		



**PRINCIPAL**  
CUSROW WADIA INSTITUTE OF TECHNOLOGY  
Phone-411 001

CUSROW WADIA INSTITUTE  
OF TECHNOLOGY, PUNE-411 001

Registrar  
*[Signature]*

**MODERN EDUCATION SOCIETY'S  
CUSHOW WADIA INSTITUTE OF TECHNOLOGY  
(NON GRANTABLE SECTION)**

**RECEIPTS AND PAYMENTS FOR THE YEAR ENDED MARCH 31, 2019**

Receipts	Amount (INR)	Amount (INR)	Payments	Amount (INR)	Amount (INR)
<b>TO OPENING BALANCE</b>		<b>5,428,348</b>			
Bank Accounts					
11 Bank University Exam BOM 1/9037	95,968				
16- Bank CWIT/ Corp.Net A/C 20024	11,220				
3 Bank SAF 1/2563	754,278				
5 Bank Society 1/2583	3,295,646				
6 Bank - CMD 1/2565	429,416				
7 Bank - Board Exam Fee 1/2561	96,216				
8 Bank - ECA 1/2564	242,566				
9 Bank PT DIP 1/2638	253,007				
Bank GEN SCH - 1/1594	191,255				
Bank Govt Of India Sch 2/0013	42,920				
Post Office	5				
Cash-In-Hand					
11 Cash University	4,563				
3 Cash - SAF	1,140				
5 Cash - Society	7,559				
6 Cash CMD	500				
8 Cash - ECA	634				
9 Cash -Unaided Diploma	1,455				
<b>TO CURRENT LIABILITY</b>		<b>17,572,037</b>	<b>BY CURRENT LIABILITY</b>		<b>23,537,020</b>
Aided Tuition Fee	9,000		TDS On Contract - SAF	3,288	
Excess D.D.Amount (U/A Dip.)	5,966		Bank Loan Recovery	8,200	
Excess Fees	200		Excess D.D.Amount (U/A Dip.)	3,687	
Sundry Creditors	28,367		Sundry Creditors	5,156,495	
Caution Money Deposit	61,000		Caution Money Deposit	43,800	
Convocation Yr 2010-11 May-2011 Receipt & Payment	3,000		Convocation Yr 2010-11 May-2011 Receipt & Payment	3,000	
GoI Scholarship	17,297,379		Extra Curricular Activity	79,256	
Salary Deductions	167,125		GOI Scholarship	13,356,876	
			Salary Deductions	4,882,418	
<b>TO OTHER LIABILITY</b>		<b>72,869</b>	<b>BY OTHER LIABILITY</b>		<b>15,911,160</b>
STC Sch Aided & U/A A/C	20,000		Salary Payable	15,805,649	
Convocation YR 2010-11 May 2011 Receipt & Pay	48,069		Convocation Yr 2010-11 May 2011 Receipt & Pay	51,608	
TCS- U/A/ Dip.	170		STC Sch Aided & U/A A/C	20,000	
TTD On Prof.Fee 94 J	3,630		Duties And Taxes	31,993	
Library Dep	1,000		Other	2,000	
<b>TO CURRENT ASSETS</b>		<b>396,000</b>	<b>BY CURRENT ASSETS</b>		<b>417,657</b>
Festival Advance-PT Dip	6,000		Employee Advances	417,000	
Employee Advances	390,000		TDS On FD	657	
<b>TO BRANCH/ DIVISIONS</b>		<b>9,055,143</b>	<b>BY BRANCH/ DIVISIONS</b>		<b>3,387,939</b>
Advance From Sch. Section.	1,986,393		Advance To Account Section	2,269,189	
Adv From M E Society Account To Unaided Dip.A/C	5,950,000		Adv.From Society A/C To Unaided Dip A/C	1,118,750	
Adv.From Society A/C To Unaided Dip A/C	1,118,750				
<b>TO STUDENT ACCOUNT</b>		<b>21,397,181</b>	<b>BY STUDENT ACCOUNT</b>		<b>240,754</b>
Fees Receivable For 2016-17	172,144		Fees Receivable For 2017-18	50,909	
Fees Receivable For 2017-18	9,603,222		Fees Receivable For 2018-19	189,845	
Fees Receivable For 2018-19	11,621,815				
<b>TO DIRECT INCOMES</b>		<b>4,237,535</b>	<b>BY DIRECT INCOMES</b>		<b>4,226,481</b>
College Adm.Fee	4,237,535		College Adm.Fee (Aided)	4,226,481	
<b>TO INDIRECT INCOMES</b>		<b>489,912</b>	<b>BY INDIRECT INCOMES</b>		<b>40,250</b>
Distribution Of Marksheet- PTD	90		Income - University Account	29,850	
Interest On Bank - Gen Sch	11,221		Other Govt.Exam. A/C	10,400	
Library Fee	331				
RTI -Soc	138				
Bank Interest - BTE	32,787				
MSBTE	26,094				
R.A.C. Account	21,858				
Bank Interest - SAF	25,915				
Journal & Stationery -Income- SAF	165,609				
Misc Account - SAF -Income	27,467				
Bank Interest - Society	98,402				
<b>Page Total Cf</b>	<b>58,569,025</b>	<b>58,569,025</b>	<b>Page Total Cf</b>	<b>47,761,261</b>	<b>47,761,261</b>



PRINCIPAL

Cushow Wadia Institute of Technology

Principal

Cushow Wadia Institute of Technology  
Kanniwadia & Mistry LLP

**MODERN EDUCATION SOCIETY'S  
CUSROW WADIA INSTITUTE OF TECHNOLOGY  
(NON GRANTABLE SECTION)**

**RECEIPTS AND PAYMENTS FOR THE YEAR ENDED MARCH 31, 2019**

Receipts	Amount (INR)	Amount (INR)	Payments	Amount (INR)	Amount (INR)
<b>Page Total B/F</b>	<b>58,569,025</b>	<b>58,569,025</b>	<b>Page Total B/F</b>	<b>47,761,261</b>	<b>47,761,261</b>
<b>TO INDIRECT INCOMES</b>		<b>1,629,498</b>			
Sale Of Scrap Account - Society	35,000				
Verification - SOC	25,500				
Misc A/C - U/A - Income	12,820				
Admission Cancellation Charges	5,000				
Aid To Student - U/A Dip.	2,000				
Attestation Charges	20				
Bank Interest - U/A. Dip.	93,127				
Bonafide Charges	350				
Book Bank Scheme A/C - U/A. Dip	60,545				
Factotum Charges A/C - Uni Exam	900				
Interest On Fd - U/A Dip	12,701				
Journal & Stationery A/C U/A. Diploma	110,304				
Library Fine	3,200				
Sale Of Scrap A/C - U/A. Diploma	61,606				
SSS Extra Fee A/C	441,994				
E.C.A. 2018-19	241,200				
Cost Of Lost Of Lib Books	1,173				
Duplicate I Card	150				
Duplicate Receipt Charges - U/A	950				
Fine	6,380				
Transcript - U/A. Dip.	17,000				
Tuition Fees Earlier Year	420,056				
Bank Interest - University	3,997				
Exam Fee -University Exam	21,770				
Exam Grants A/C - University	38,030				
Rem To Jr Supervisor - University	1,650				
Other Govt Exam A/C	12,075				
<b>TO INDIRECT EXPENSES</b>		<b>284,870</b>	<b>BY INDIRECT EXPENSES</b>		<b>7,494,296</b>
NBA Registration Fee	118,000		Bank Charges Corporate Net Ac	128	
Railway Concession & Attestation Charges	65		Exp - Society (5)	553,921	
Prizes To Student Account - SAF	100		Exp - Unaided Dip.	6,402,082	
Exp - Society (5)	29,805		Exp - University Account	3,774	
Exp - Unaided Dip.	136,900		Rem To Staff-SAF	7,114	
			Schedule H Pt Diploma	9,846	
			Bank Charges - GOI Sch	590	
			Labour Charges A/C	2,800	
			Nba Registration Fee	118,000	
			Notary Charges	250	
			Paper Presentation Competition	2,152	
			Property Tax	370,735	
			Railway Concession & Attestation Charges	100	
			Software Repairs & Maintenance	8,000	
			Tea Club Account	10,286	
			Technical Event- Elex Dept	3,518	
			Transport Charges Account - Society	1,000	
			<b>BY CLOSING BALANCE</b>		<b>5,227,836</b>
			Bank Accounts		
			11 Bank University Exam Bom 1/5037	122,432	
			16- Bank CWIT/ Corp.Net AAC 2/0024	45,951	
			3 Bank SAF 1/2563	570,907	
			5 Bank Society 1/2585	1,144,440	
			6 Bank - CMD 1/2565	463,002	
			7 Bank - Board Exam Fee 1/2561	99,924	
			8 Bank - ECA 1/2564	343,850	
			9 Bank P T Dip 1/2638	503,825	
			Bank Gen Sch -1/1594	204,987	
			Bank Govt Of India Sch 2/0013	1,713,645	
			Cash-In-Hand		
			11 Cash University	10,913	
			3 Cash - SAF	1,225	
			5 Cash - Society	1,864	
			6 Cash CMD	200	
			8 Cash - ECA	537	
			9 Cash -Unaided Diploma	134	
<b>Total</b>		<b>60,483,393</b>	<b>Total</b>		<b>60,483,393</b>



Above Receipt and Payment is represented by the Management, generated from the ERP System of the institution and initialed by the auditors for identification purpose only.

For and on behalf of  
CUSROW WADIA INSTITUTE OF TECHNOLOGY  
(NON GRANTABLE SECTION)

**PRINCIPAL**

Cusrow Wadia Institute of Technology

Page 614.000

**Registrar**

Registrar  
Cusrow Wadia Institute

of Technology

Modern Education Society's  
CUSROW WADIA INSTITUTE OF TECHNOLOGY  
(NON GRANTABLE II SECTION)


RECEIPTS AND PAYMENTS FOR THE YEAR ENDED MARCH 31, 2019

Receipts	Amount (INR)	Amount (INR)	Payments	Amount (INR)	Amount (INR)
<b><u>TO OPENING BALANCE</u></b>		716,886	<b><u>BY CURRENT LIABILITIES</u></b>		8,897
<b>Bank Accounts</b>			Sundry Creditors	8,897	
14 BOB- Community Poly. 1/4652	13,538		<b><u>BY DIRECT EXPENSES</u></b>		72,000
2 Bank - BOB ( P T Degree/ Tuition Fee)1/3990	657,675		Affiliation Fee	72,000	
Bank Of Baroda- Rgs 1/0290	44,744				
<b>Cash-in-hand</b>	929				
<b><u>TO INDIRECT INCOMES</u></b>		40,409	<b><u>BY INDIRECT INCOMES</u></b>		500
Bank Interest On Savings	31,409		Income - PT Degree	500	
Income - P T Degree	9,000		<b><u>BY INDIRECT EXPENSES</u></b>		320
			Travelling Exp. A/C	320	
			<b><u>BY CLOSING BALANCE</u></b>		675,578
			<b>Bank Accounts</b>		
			14 BOB- Community Poly. 1/4652	14,060	
			2 Bank - BOB ( P T Degree/ Tuition Fee)1/3990	614,338	
			Bank Of Baroda- Rgs 1/0290	46,468	
			<b>Cash-In-Hand</b>	712	
<b>Total</b>		<b>757,295</b>	<b>Total</b>		<b>757,295</b>

Above Receipt and Payment is represented by the Management, generated from the ERP System of the institution and initialled by the auditors for identification purpose only.



For and on behalf of,  
CUSROW WADIA INSTITUTE OF TECHNOLOGY  
(NON GRANTABLE II SECTION)

  
**PRINCIPAL**  
 Cusrow Wadia Institute of Technology  
 Pune-411 001

  
 Registrar  
 Registrar

Modern Education Society's  
CUSROW WADIA INSTITUTE OF TECHNOLOGY  
(NON GRANTABLE II SECTION)

BALANCE SHEET AS AT MARCH 31, 2019

FUNDS AND LIABILITIES	Sch. NO.	As at	As at	PROPERTY AND ASSETS	Sch. NO.	As at	As at
		March 31, 2019	March 31, 2018			March 31, 2019	March 31, 2018
		INR	INR			INR	INR
Earmarked funds	G	1,500,000	1,500,000	Fixed Assets	A	5,615,428	6,823,794
Loans (Secured/Unsecured)	H	5,925,000	5,925,000	Investments	B	1,821,523	1,651,640
Other liabilities	I	2,393,363	2,392,669	Other Assets	C	72,968	72,968
Income & Expenditure A/C				Loans (Secured/Unsecured)	D	43,196,176	43,111,118
Opening Balance		42,594,737	43,964,585	Income Outstanding	E	-	36,000
Add :- Deficit for the year		(1,031,427)	(1,369,848)	Cash and Bank Balances	F	675,578	716,886
		41,563,310	42,594,737				
<b>Total</b>		<b>51,381,673</b>	<b>52,412,406</b>	<b>Total</b>		<b>51,381,673</b>	<b>52,412,406</b>

The Schedules referred to above form an integral part of the Financial Statements

As per our report attached  
For KALYANIWALLA & MISTRY LLP  
Chartered Accountants  
Firm Registration No. 101607WW100166

For and on behalf of,  
CUSROW WADIA INSTITUTE OF TECHNOLOGY  
(NON GRANTABLE II SECTION)




Anil K. Kulkarni  
Partner  
Membership No. 047576  
Place: Pune

Date: Oct 26, 2019



  
PRINCIPAL  
Principal  
Cusrow Wadia Institute of Technology  
Pune

  
Registrar



**Modern Education Society's  
CUSROW WADIA INSTITUTE OF TECHNOLOGY  
(NON GRANTABLE II SECTION)**

**INCOME AND EXPENDITURE ACCOUNT FOR THE YEAR ENDED MARCH 31, 2019**

EXPENSES	Sch. NO.	For the year ended	For the year ended	INCOME	Sch. NO.	For the year ended	For the year ended
		March 31, 2019	March 31, 2018			March 31, 2019	March 31, 2018
		INR	INR			INR	INR
To Educational Expenditure	K	117,910	651,084	By Income from other sources	J	222,062	698,677
To Depreciation	A	1,135,579	1,417,441	By Deficit Carried over to Balance sheet		1,031,427	1,369,848
<b>Total</b>		<b>1,253,489</b>	<b>2,068,525</b>	<b>Total</b>		<b>1,253,489</b>	<b>2,068,525</b>


The Schedules referred to above form an integral part of the Financial Statements

As per our report attached  
For **KALYANIWALLA & MISTRY LLP**  
Chartered Accountants  
Firm Registration No. 104607W/W100166



Anil A. Kulkarni  
Partner  
Membership No. 047576  
Place: Pune

Date: Oct 26, 2019




For and on behalf of,  
**CUSROW WADIA INSTITUTE OF TECHNOLOGY**  
(NON GRANTABLE II SECTION)



**PRINCIPAL**  
Principal  
Cusrow Wadia Institute of Technology  
Pune-411 001



**REGISTRAR**  
Registrar  
Cusrow Wadia Institute  
of Technology, Pune-411 001





Modern Education Society's  
CUSROW WADIA INSTITUTE OF TECHNOLOGY  
(NON GRANTABLE II SECTION)


Schedules Forming Part of the Financial Statements for the year ended March 31, 2019


(Amounts in INR)

Schedule A - Fixed Assets

Sr. No.	Asset Category	WDV as on March 31, 2018	Additions During the Year- More than or equal 180 Days	Additions During the Year- Less than 180 Days	Amount of Sale/ Disposal/Transfer	Rate of Depreciation	Depreciation for the year 2018-19	WDV as on March 31, 2019
<b>Assets Under Grant</b>								
1	Equipment Under Grant	3,623,925	-	-	-			3,623,925
2	Grant Utilised	(3,623,925)						(3,623,925)
	<b>Sub Total</b>	-	-	-	-	-		-
<b>Assets</b>								
2	Building Account- Asset	72,787	-	-	(72,787)	-	-	-
3	Furniture and Fixtures	466,949	-	-	-	10%	46,695	420,254
4	Equipment's	5,698,961	-	-	-	15%	854,845	4,844,116
5	Library Books	417,577	-	-	-	40%	167,031	250,546
6	Computer Equipment's	167,520	-	-	-	40%	67,008	100,512
	<b>Sub Total</b>	<b>6,823,794</b>	-	-	<b>(72,787)</b>		<b>1,135,579</b>	<b>5,615,428</b>
<b>Grand Total</b>		<b>6,823,794</b>	-	-	<b>(72,787)</b>	-	<b>1,135,579</b>	<b>5,615,428</b>



  
**PRINCIPAL**  
 Cusrow Wadia Institute of Technology  
 Pune - 411 004

  
**DIRECTOR**  
 Cusrow Wadia Institute of Technology  
 Pune - 411 004

Modern Education Society's  
CUSROW WADIA INSTITUTE OF TECHNOLOGY  
(NON GRANTABLE II SECTION)

Schedule Forming Part of the Financials Statements for the year ended March 31,2019

(Amounts in INR)

**Schedule B - Investment**

Sr. No	Particulars	Balance as on March 31, 2019	Balance as on March 31, 2018
1	<b>Fixed Deposits</b>	1,821,523	1,651,640
	<b>Total</b>	<b>1,821,523</b>	<b>1,651,640</b>

**Schedule C - Other Assets**

Sr. No	Particulars	Balance as on March 31, 2019	Balance as on March 31, 2018
1	<b>Deposits</b>		
	BSNL Security Deposit	15,000	15,000
2	<b>Sundry Debtors</b>	5,000	5,000
3	<b>Duties and Taxes</b>		
	TDS on Contract	52,968	52,968
	<b>Total</b>	<b>72,968</b>	<b>72,968</b>

**Schedule D - Loans and advances**

Sr. No	Particulars	Balance as on March 31, 2019	Balance as on March 31, 2018
1	<b>Intra Branch</b>		
	Modern Education Society	6,380,650	6,295,592
	C. Wadia Institute of Technology - Grantable	5,875,297	5,875,297
	C. Wadia Institute of Technology - Non Grantable	30,940,229	30,940,229
	<b>Total</b>	<b>43,196,176</b>	<b>43,111,118</b>

**Schedule E - Income Outstanding**

Sr. No	Particulars	Balance as on March 31, 2019	Balance as on March 31, 2018
1	<b>Fees Receivables</b>		
	Old Fees Receivable	-	36,000
	<b>Total</b>	<b>-</b>	<b>36,000</b>



  
**PRINCIPAL**  
 Cusrow Wadia Institute of Technology  
 Pune - 411 004

  
**Registrar**

Cusrow Wadia Institute of Technology  
 Pune - 411 004

**Modern Education Society's  
CUSROW WADIA INSTITUTE OF TECHNOLOGY  
(NON GRANTABLE II SECTION)**

**Schedule Forming Part of the Financials Statements for the year ended March 31,2019**

(Amounts in INR)

**Schedule F - Cash and Bank Balances**

Sr. No	Particulars	Balance as on March 31, 2019	Balance as on March 31, 2018
1	Cash Balance	712	929
2	Bank Balance		
	Bank of Baroda Community Poly 1/4652	14,060	13,538
	Bank of Baroda 1/3990	614,338	657,675
	Bank of Baroda - RGS 1/0290	46,468	44,744
	<b>Total</b>	<b>675,578</b>	<b>716,886</b>

**Schedule G - Earmarked funds**

Sr. No	Particulars	Balance as on March 31, 2019	Balance as on March 31, 2018
1	Other Earmarked Fund	1,500,000	1,500,000
	<b>Total</b>	<b>1,500,000</b>	<b>1,500,000</b>

**Schedule H - Loans (Secured/Unsecured)**

Sr. No	Particulars	Balance as on March 31, 2019	Balance as on March 31, 2018
1	C. Wadia Institute of Technology - Development Fund	5,925,000	5,925,000
	<b>Total</b>	<b>5,925,000</b>	<b>5,925,000</b>

**Schedule I - Other Current Liabilities**

Sr. No	Particulars	Balance as on March 31, 2019	Balance as on March 31, 2018
1	Deposit		
	Caution Money Deposit	1,783,626	1,783,626
	Library Deposit	500	500
2	Other Payable		
	Sundry Creditors	694	-
3	Salary Payable and Deductions		
	LIC Account	8,543	8,543
	Non Reg Grant- Liability	600,000	600,000
	<b>Total</b>	<b>2,393,363</b>	<b>2,392,669</b>



  
 PRINCIPAL  
  
 DIRECTOR

**Modern Education Society's  
CUSROW WADIA INSTITUTE OF TECHNOLOGY  
(NON GRANTABLE II SECTION)**

Schedule Forming Part of the Financials Statements for the year ended March 31, 2019  
(Amounts in INR)

**Schedule J - Income from Other Sources**

Sr. No	Particulars	2018-19	2017-18
1	Mark Verification fees	500	4,790
2	TC charges	8,000	7,220
3	Bank Interest	31,409	47,088
4	Interest on Fixed Deposit	122,731	639,579
5	Prior Period Interest Income on Fixed Deposit	59,422	-
	<b>Total</b>	<b>222,062</b>	<b>698,677</b>

**Schedule K - Educational Expenditure**

Sr. No	Particulars	2018-19	2017-18
1	<b>Salary Expenses</b>		
	Remuneration to Visiting Staff	-	10,440
2	<b>Administrative Expenses</b>		
	Affiliation Fees	72,000	287,300
	Printing and Stationary	-	1,855
	Travelling & Conveyance	320	1,290
	Balances Written off	36,000	-
	Project Exp.	-	13,299
3	<b>Other Expenses</b>		
	Telephone and Postage Expenses	9,590	10,734
	Electricity Charges	-	170,100
	Bank Charges	-	88
	Misc. Expenses	-	1,928
	Rates, Taxes, Cesses	-	154,050
	<b>Total</b>	<b>117,910</b>	<b>651,084</b>



*[Handwritten Signature]*

*[Handwritten Signature]*

Date: \_\_\_\_\_  
Page: \_\_\_\_\_